




Optique Peter

OPTICAL & MECHANICAL ENGINEERING

X-RAY IMAGING AND OPTICAL EQUIPMENT FOR SYNCHROTRONS




WWW.OPTIQUEPETER.COM

X-Ray Imaging Microscopes

Monochromatic 1 objective




Monochromatic 3 objectives / 3 scintillators



White Beam 1 objective



White Beam up to 5 objectives and Dual Camera Port



White Beam 1 objective Near Field



Zooms, Macroscopes, Optics


Zoom White Beam 4 scintillators



Multiresolution 3 objectives / 3 scintillators



Macroscope HR4x/0.35



High resolution Macroscope (tandem / large detectors)



Macroscope HR0.15x>>0.24x



X-Ray imaging optics



References

EUROPE



AMERICAS



ASIA-PACIFIC



ENGINEERING

- Nuclear Hot Laboratories
- Nuclear Glove Boxes
- X-Ray and Neutron Imaging
- Microscopy - Spectroscopy
- Research - Medical - Vision
- Instrumentation - Measurement

SERVICES

- On-site maintenance
- Workshop repair
- Calibration
- Equipment modification
- Training Sessions



Allée Romaine, ZA du Charpenay - 69210 Lentilly, FRANCE
 +33 (0)4 78 47 78 74
 info@optiquepeter.com
 www.optiquepeter.com

